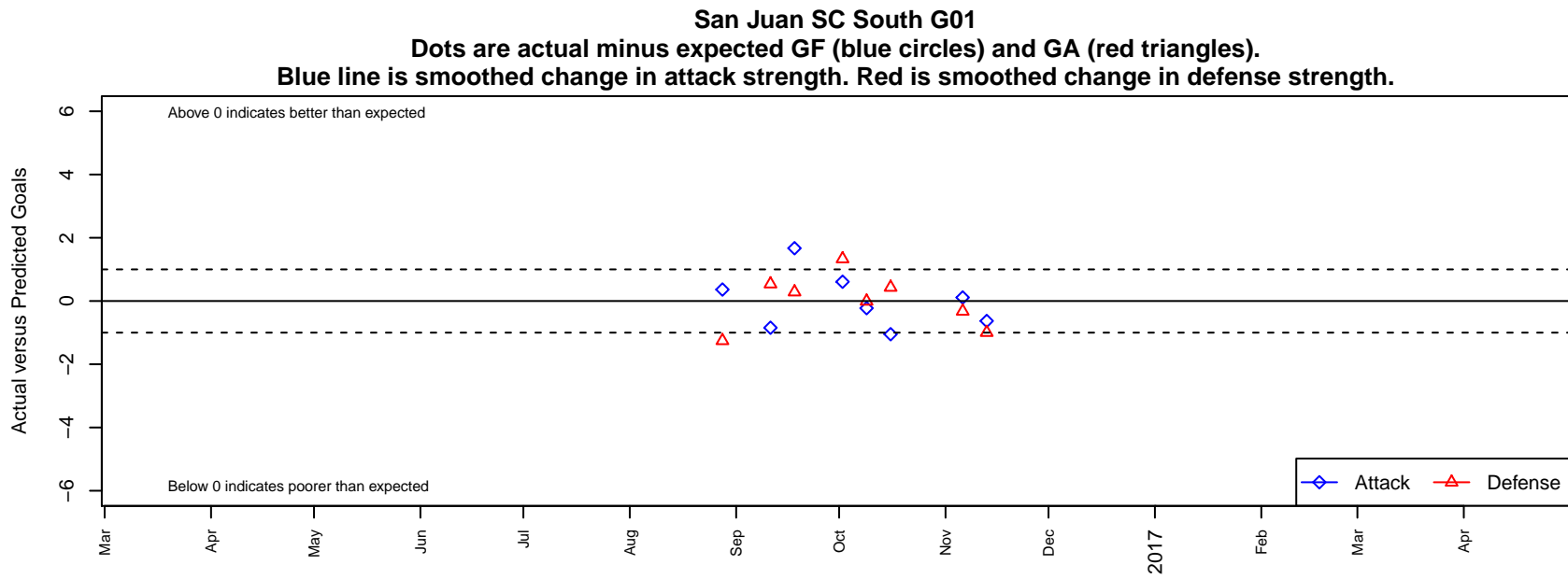


San Juan SC South G01

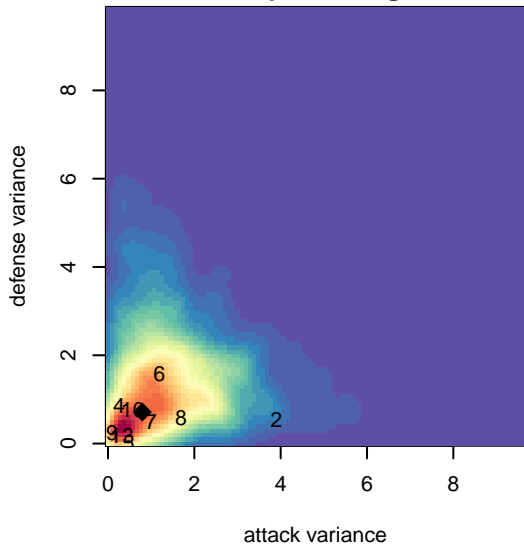
alt names used:

Venues played:
2016 FWRL CAN CRL U16

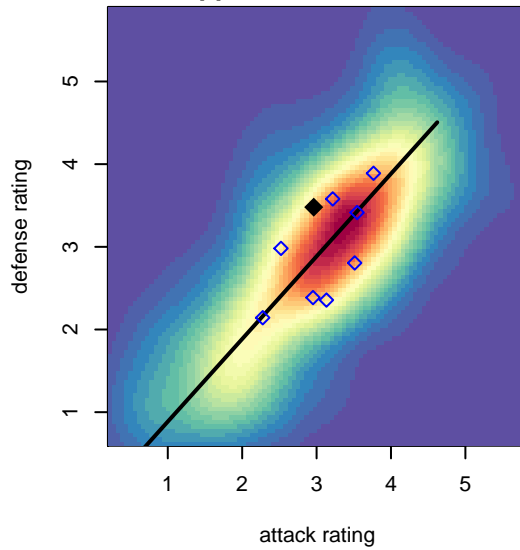
, CAN
G01 total strength=1729
attack=19.33 defense=32.45



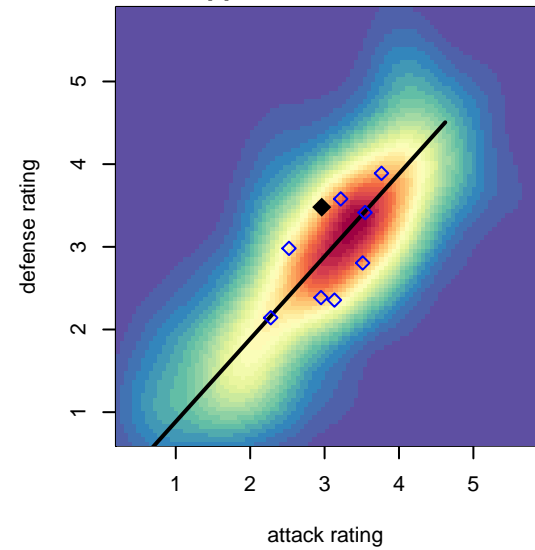
**attack and defense variance (black dot)
relative to other teams
and top 10 in region**



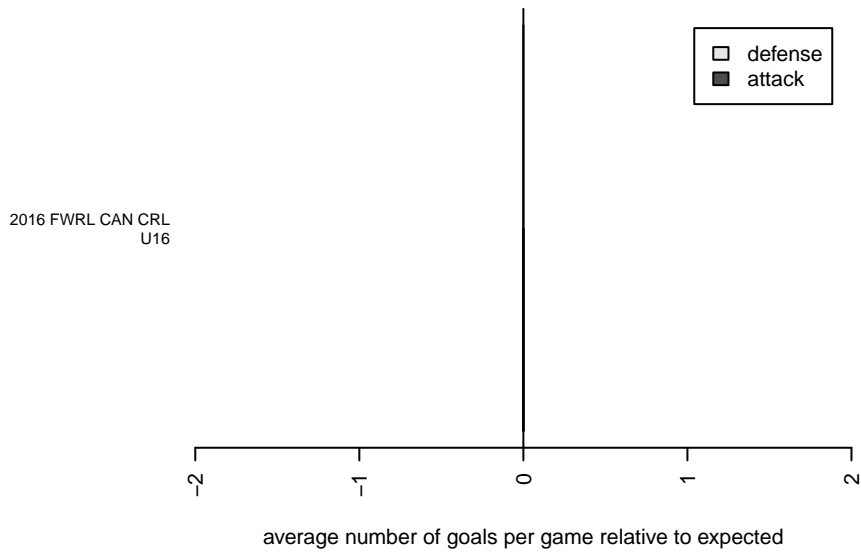
**attack and defense rating
relative to others at age
and all opponents in last 13 months**



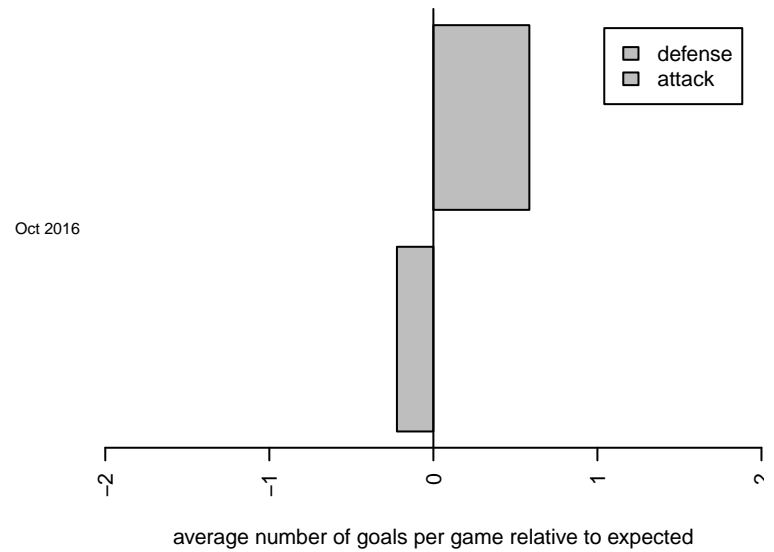
**attack and defense rating
relative to others at age
and all opponents in last 13 months**



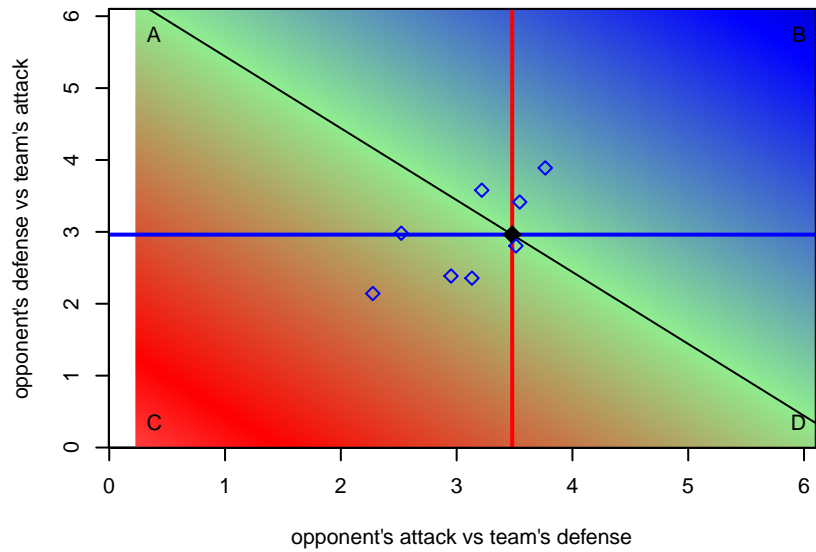
Performance relative to 13 month average



Performance relative to 13 month average



Distribution of opponents
 Red = Lose zone, Blue = Win zone, Green = Even
 Black line separates win/lose zones



lot. A=Neither has attack advantage, B=Opponent has both attack and defense advantage, C=Opponent has both attack and defense disadvantage, D=Both have

date	home		away		venue	pred.home	pred.away
2016-11-13	San Juan SC South G01	0	Mustang SC Elite G01	2	2016 FWRL CAN CRL U16	0.63	1.00
2016-11-06	South San Jose Dynamo G01	1	San Juan SC South G01	2	2016 FWRL CAN CRL U16	0.68	1.89
2016-10-16	Livermore Fusion SC NPL G01	0	San Juan SC South G01	0	2016 FWRL CAN CRL U16	0.43	1.05
2016-10-09	San Juan SC South G01	1	Palo Alto SC Blue G01	1	2016 FWRL CAN CRL U16	1.23	0.99
2016-10-02	USA Stars G01	0	San Juan SC South G01	1	2016 FWRL CAN CRL U16	1.33	0.39
2016-09-18	San Juan SC South G01	4	MVLA Milan Green G01	0	2016 FWRL CAN CRL U16	2.33	0.28
2016-09-11	Pacifica United SC Strikers G01	0	San Juan SC South G01	1	2016 FWRL CAN CRL U16	0.54	1.85
2016-08-28	San Juan SC South G01	1	Santa Clara Sporting Green G01	2	2016 FWRL CAN CRL U16	0.64	0.74